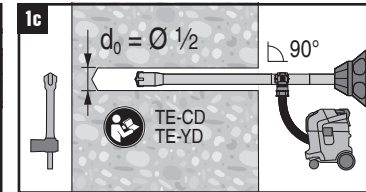
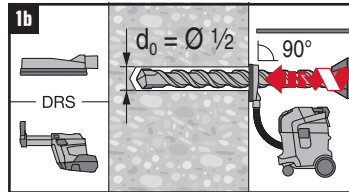
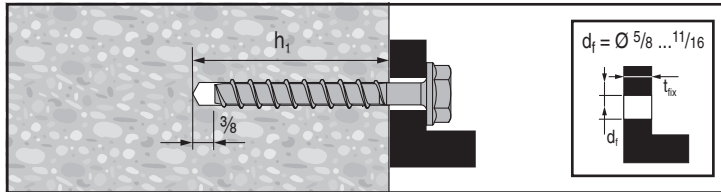


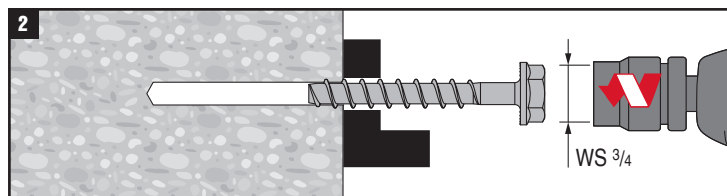


# KWIK HUS-EZ

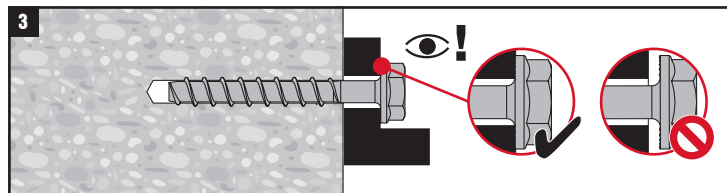
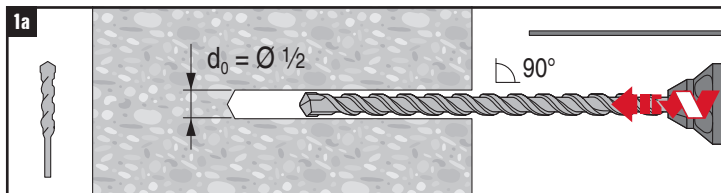
423831 A4-10.2017



KWIK HUS-EZ	$h_1^*$	$t_{fix}$
1/2 x 2 1/2	2 7/8 - $t_{fix}$	0...1/4
1/2 x 3	3 3/8 - $t_{fix}$	0...3/4
1/2 x 3 1/2	3 7/8 - $t_{fix}$	0...1/2
1/2 x 4	4 3/8 - $t_{fix}$	0...1
1/2 x 4 1/2	4 7/8 - $t_{fix}$	0...1/4
1/2 x 5	5 3/8 - $t_{fix}$	0...3/4
1/2 x 6	6 3/8 - $t_{fix}$	0...1 1/4



2.1	1/2 x 2 1/2...3	1/2 x 3 1/2...6
SIW 22/18-A	✓	✓
SIW 22T/18T-A	✗	✗
45 ft-lb	34 ft-lb	45 ft-lb
34 ft-lb	45 ft-lb	34 ft-lb



\*For non-hole cleaning installation (steps 1a or 1b), make sure to drill deep enough to achieve  $h_1$ , taking into account the depth of debris remaining in the hole.